



WEEK 13

Read 180

Happy Monday 😊

- **Grab a new “Do Now” sheet from the front stool.**
- Rewrite each sentence to make it correct.
 1. sarai enjoys reading comics playing water polo and to sing in the choir
 2. me and t'moi decided to go to the game, watching a movie, ride our bikes around the neighborhood


Mindfulness Time

- 5 minutes
- Silence, phones away




Independent Reading

- 20 minutes
- Silence, phones away
- Reading Log:
 - Date
 - Page numbers
 - 1-sentence summary



Agenda

- Trashketball review for vocabulary 3.3 quiz.
- Continue planning argument essay.
 - Use pages 128-157 in your Real book for evidence (quote and cite)
 - (Author's Last Name Page #)
 - **EX: (Krone 156).**
 - Bill of Rights is on p. 128-129



Planning Argument Essay

1. Go to p. 128 in your Real book and pick the amendment that you believe is the most important.
2. Write it down on p. 163 of your packet.
3. Find **two pieces of textual evidence** from p. 128-157 in your Real book. "Quote and cite" (Lastname 128). *If you cannot find evidence in the book, you will need to conduct your own internet research.*
4. Comment in your **OWN WORDS** underneath "Text Analysis".
5. Then, begin filling out p. 164 in your packet.



Taco Tuesday 😊

- Rewrite each of the following sentences to make them correct in your “Day 2 Do Now” box:

1. me and the other students wanna play a game instead of doin a worksheet
2. chris said that the wildcats won the game on friday



Corrections

1. **The other students and I want to** play a game instead of **doing** a worksheet.
2. **C**hris said that the **W**ildcats won the game on **F**riday.

Mindfulness Time

- 5 minutes
- Silence,
phones
away



Announcement:

- Turn in death penalty article! Many of you still have not turned this in.


Vocabulary Quiz 3.3

- You have 5 minutes to study!
- **After the quiz:**
 - Silence, phones away
 - Transition into independent reading



Independent Reading

- 20 minutes
- Silence, phones away
- Reading Log:
 - Date
 - Page numbers
 - 1-sentence summary




Agenda

- Computers:
 - Continue working through Read 180 segments.
- Small Group:
 - Continue planning argument essay
 - Use pages 128-157 in your Real book for evidence (quote and cite)
 - (Author's Last Name Page #)

Planning Argument Essay

1. Go to p. 128 in your Real book and pick the amendment that you believe is the most important.
2. Write it down on p. 163 of your packet.
3. Find **two pieces of textual evidence** from p. 128-157 in your Real book. "Quote and cite" (Lastname 128). *If you cannot find evidence in the book, you will need to conduct your own internet research.*
4. Comment in your **OWN WORDS** underneath "Text Analysis".
5. Then, begin filling out p. 164 in your packet.



Wacky Wednesday 😊

- **Rewrite each of the following sentences in your “Day 3 Do Now” box to make them correct:**

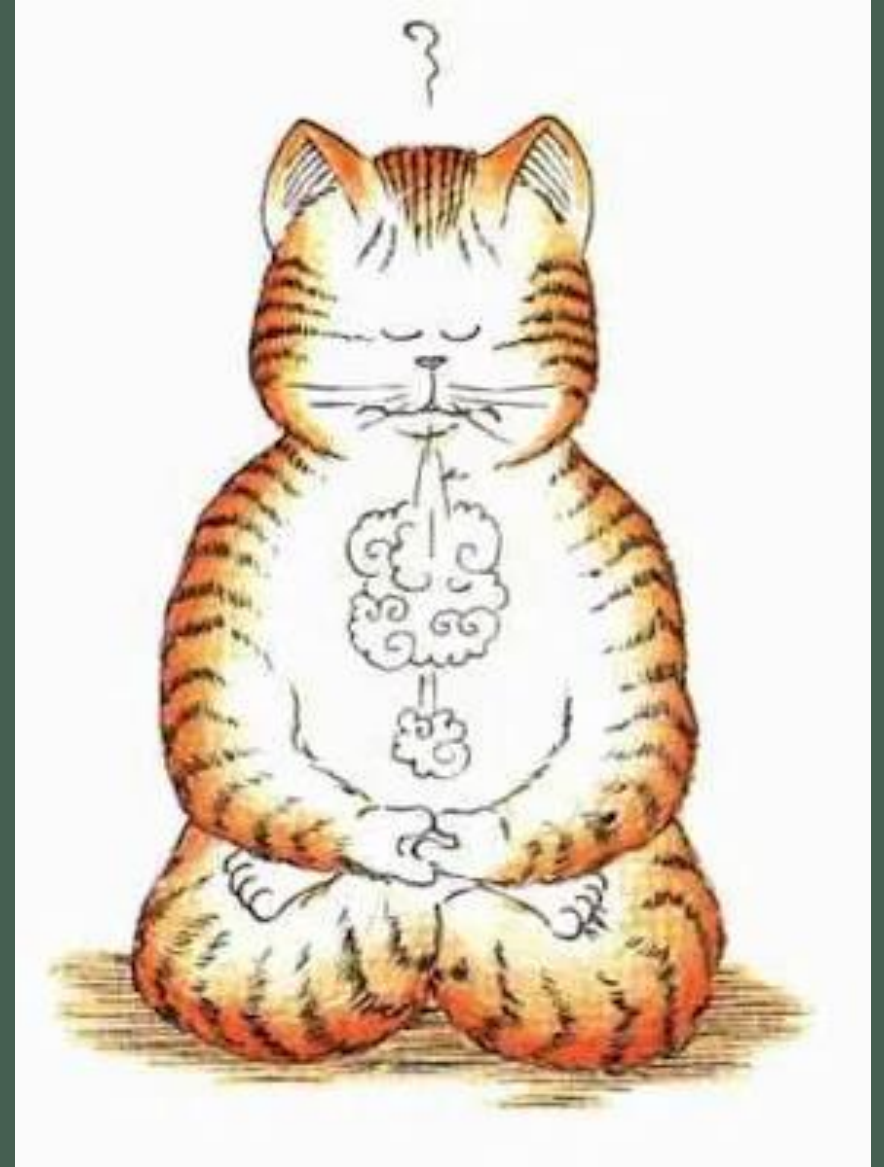
1. wanna come with me and my family to disney world this weekend
2. jaylen decided to stay up all night and play video games, scrolled on instagram, and talk on the phone

Corrections

1. **Do you want to** come with **my family and me** to **Disney World** this weekend?
2. **J**aylen decided to stay up all night and play video games, **scroll** on **I**nstagram, and talk on the phone.


Mindfulness Time

- 5 minutes
- Silence, phones away



Independent Reading

- 20 minutes
- Silence, phones away
- Reading Log:
 - Date
 - Page numbers
 - 1-sentence summary



Agenda

- Computers:
 - **Check your grades! Write down all assignments you have zeros for.**
 - Continue working through Read 180 segments
- Small Group:
 - Continue planning argument essay.



Planning Argument Essay

1. Go to p. 128 in your Real book and pick the amendment that you believe is the most important.
2. Write it down on p. 163 of your packet.
3. Find **two pieces of textual evidence** from p. 128-157 in your Real book. "Quote and cite" (Lastname 128). *If you cannot find evidence in the book, you will need to conduct your own internet research.*
4. Comment in your **OWN WORDS** underneath "Text Analysis".
5. Then, begin filling out p. 164 in your packet.



Happy Friday Eve...AKA Halloween 😊

- **Complete the following in your “Day 4 Do Now” box:**

1. Write a 5-sentence creepy Halloween story. *You must include ONE SIMILE.* Use correct capitalization, punctuation, and grammar.




Mindfulness Time

- 5 minutes
- Silence,
phones away



Independent Reading

- 20 minutes
- Silence, phones away
- Reading Log:
 - Date
 - Page numbers
 - 1-sentence summary



QHT: New Vocabulary

- **Q – Questioning:** I've never heard this word before, I don't know what it means.
- **H – Heard it:** I've heard this word before; I somewhat know what it means.
- **T – Teach it:** I know this word so well that I could teach it!




Agenda

- Computers:
 - Continue working through Read 180 segments.
- Small Group:
 - Continue planning argument essay
 - Start writing argument essay.



Planning Argument Essay

1. Go to p. 128 in your Real book and pick the amendment that you believe is the most important.
2. Write it down on p. 163 of your packet.
3. Find **two pieces of textual evidence** from p. 128-157 in your Real book. "Quote and cite" (Lastname 128). *If you cannot find evidence in the book, you will need to conduct your own internet research.*
4. Comment in your **OWN WORDS** underneath "Text Analysis".
5. Then, begin filling out p. 164 in your packet.



Happy Friday! ☺

- **Free Write Friday!** Write about anything you would like in three complete sentences. You must use correct capitalization and punctuation. It must remain school appropriate!
- *Any discussion of self harm or harm of others will be reported to counseling.*



Mindfulness Time

- 5 minutes
- Silence,
phones away



Independent Reading

- 20 minutes
- Silence, phones away
- Reading Log:
 - Date
 - Page numbers
 - 1-sentence summary



Agenda

- Computers:
 - Continue working through Read 180 segments
- Small Group:
 - Vocabulary practice: synonyms
 - Continue writing argument essay.



Planning Argument Essay

1. Go to p. 128 in your Real book and pick the amendment that you believe is the most important.
2. Write it down on p. 163 of your packet.
3. Find **two pieces of textual evidence** from p. 128-157 in your Real book. "Quote and cite" (Lastname 128). *If you cannot find evidence in the book, you will need to conduct your own internet research.*
4. Comment in your **OWN WORDS** underneath "Text Analysis".
5. Then, begin filling out p. 164 in your packet.