



FIRST WEEK

READ 180

WELCOME TO READ 180!


- Find your name and number on the white board. Sit at the desk with your assigned number.
- Answer the following on a sheet of notebook paper in complete sentences (*Grab some notebook paper on the front stool if you need it*):
 1. Why is it important to graduate from high school?
 2. What did you do this summer?
 3. Write a “yes” or “no” at the top of your paper to let me know whether or not I can read your answer out loud.

****CELL PHONES MUST BE AWAY!****




ARE YOU IN THE RIGHT PLACE?

- This is Miss Mueller's Read 180 class.
- This is room 147.
- Come see me if you are in the wrong place 😊



CELL PHONE POLICY—GENERAL RULE

- Cell phones AND HEADPHONES are expected to be AWAY unless stated otherwise.
- Refer to stop light in the front of the room.
- **AWAY** = in book bag, charging, or in pocket...**MISS MUELLER SHOULD NOT SEE IT AT ANY POINT!**



CELL PHONE POLICY - RED

- This means cell phones **MUST** be away and should not be seen on desks.
- This also includes headphones/ear buds.
- If a cell phone or headphones are seen out:
 1. Warning
 2. Asked to put in book bag.
 3. Phone jail ALL class period.



TIMES WHEN **RED** WOULD BE IN EFFECT

- During do now.
- During independent reading.
- Small group rotation
- When Miss Mueller is up speaking.
- During class discussion/when a classmate is speaking.
- At software/computer rotation
- During a test/quiz.

CELL PHONE POLICY - YELLOW

- Cell phones are allowed out, but ONLY to listen to music.
- **NO**: social media, texting, snapchat, games, etc.
- If I see you on something other than music...
 - Warning
 - Cell phone put in book bag
 - Phone jail ALL class period



TIMES WHEN **YELLOW** WOULD BE IN EFFECT

- During journaling time.
- During independent work.
- While working on in-class project.
- During vocabulary or grammar practice.

CELL PHONE POLICY - GREEN

- Cell phones are ALLOWED out for an **ACADEMIC** purpose.
- **Academic purpose** = looking up information, vocabulary, or activity Miss Mueller assigned.
- If you are seen NOT using your phone for an academic purpose...
 - Warning
 - Cell phone placed in bookbag
 - Phone jail ALL class period.

TIMES WHEN **GREEN** WOULD BE IN EFFECT...

- Group projects that involve research
- Playing a review game (Kahoot)
- QR code scavenger hunts
- Looking up antonyms for vocabulary words
- Completing an activity Miss Mueller assigned
- Free time (THIS IS RARE)

CELL PHONE POLICY – REPEAT OFFENDERS

- Repeat offender = I've made you put your phone away more than three times per quarter.
 1. Conference
 2. Parent contact
 3. Detention
 4. Referral

CELL PHONE POLICY – REFUSAL TO COMPLY

- If you refuse out right o comply with Miss Mueller's cell phone policy:
 - Phone call home same day + referral + after school detention
 - Participation points deducted

EMERGENCIES

- If you have an emergency (family member is in hospital, etc.) and you need to have your phone out, let me know. I will work with you on this.
- DO NOT just sneak your phone and not tell me what is going on. This just results in unnecessary conflict.

WHY IS MISS MUELLER STRICT ON PHONES?

- When you have your phone out you are distracted.
- When you are distracted, you can't learn.
- I have seen students **FAIL** high school because of constantly being on their cell phone in class.

TWO THINGS ALL STUDENTS WANT TO KNOW...


1. Where do I sit?
2. Who is this crazy teacher?

WHO IS MISS MUELLER?



I BELIEVE
EMPATHY
IS THE MOST ESSENTIAL
**QUALITY OF
CIVILIZATION**

ROGER EBERT




I
♥
MEMES

good
vibes
only



I'M ALSO AN ARTIST

- I sketch portraits!
- I make mixtape art for rappers & other artists.






WHAT IS READ 180

- Must take to get into 9th Grade Literature.
- Support for reading and writing.
- Counts toward your GPA and is **REQUIRED**.
- If your Lexile is on or above grade level, you will be moved immediately into 9th grade literature.

WHAT DO WE NEED TO KNOW?

- Turn to your **shoulder partner** and come up with three questions you have about this class or Miss Mueller.
- You may write them below your do-now answers.
- Once you have your three questions, one of you go up to the back white board and write your **ONE** of your questions.

When the teacher says
"Pick a partner"




BATHROOM/HALL PASS POLICY

- No passes within the **first or last 15 minutes** of class.
- You have **8 passes for the QUARTER**...(use them wisely).
- YOU fill out **date, time, and destination**; Miss Mueller **signs**.
- Ask permission at **appropriate times** (NOT when Miss Mueller is up speaking).
- **One** person out at a time.
- Keep your pass sheet in the correct folder by the door.
- **If you lose your passes, you cannot leave for any reason.**


BATHROOM/HALL PASS POLICY

- Leaving the class without a pass = **automatic referral + phone call home.**
- Return to class in a timely manner...others will be waiting on you! Don't be ***that*** person.
- You lose your hall passes, you lose your opportunity to go to the bathroom.



TARDY POLICY—SCHOOL POLICY

- 5- Administrative Detention
- 8 - 1 days of ISS
- 11- 2 days of ISS
- 14- 3 days of ISS
- 17- 2 days of OSS
- If you are late with a pass, this is excused.
- **YOU HAVE 6 MINUTES OF PASSING TIME...THIS IS MORE THAN ENOUGH!**



FOOD RULE

- You may have food...**BUT:**
 - Do not be gross! Clean up after yourself...or our friends will appear...
 - You cannot bring full meals, only snacks.
 - ONCE SNACKS BECOME A DISTRACTION THEY WILL BE BANNED!**



NO...YOU CANNOT USE MY MICROWAVE!

- Microwaves after teenagers use them...



OUR TRIBE. OUR RULES.

1. Absolutely no cussing or foul language.
2. Hands and feet to yourself.
3. Follow the phone stop light policy.
4. No negative self talk or talk about others
5. Stay on task at all times.

MISS MUELLER'S MOST IMPORTANT RULE!



**You seriously
have no idea what
people are dealing with
in their personal life so
just be nice, it's that
simple.**

BULLYING—ZERO TOLERANCE

- Being rude/mean isn't cute or funny. This is high school.
- *Being a bully is a characteristic of a FAKE or FLAW individual. It makes YOU look lame.*
- Depending on the severity of your disrespect, you will receive a phone call home and immediate discipline referral.
- If you set out to embarrass someone on purpose, *I will call you out.*

ANSWER THE FOLLOWING ON A SEPARATE SHEET OF NOTEBOOK PAPER: **DON'T WRITE YOUR NAME ON IT!!*

1. If I could be any animal I would be a _____.
2. My favorite food is _____.
3. One of the best artists/rappers/musicians out right now is _____.
4. I am from _____.

(Write out the full sentence.)

FOLLOW DIRECTIONS

1. Roll up your paper into a paper ball.
2. If you are on the left side of the room, throw your paper ball to the right.
3. If you are on the right side of the room, throw your paper ball to the left.

FOLLOW DIRECTIONS

1. After all the paper balls are thrown, pick up the one that is closest to you.
2. Open it up and find the owner of the piece of paper!
3. Give it back to its owner.
4. Once you find its owner, get back in your seat.

ENTERING THE CLASSROOM

- Grab your binder from the shelf.
- Look at the screen for directions.
- Put your phone away.
- Get your do now started.
- YOU MUST ENTER THE CLASSROOM IN A CALM MANNER!




EXITING THE CLASSROOM

- **YOU ARE NOT ALLOWED TO PACK UP AND LINE UP AT THE DOOR BEFORE I TELL YOU!!!**
- We work up until the bell unless otherwise instructed.
- All materials must be returned and checked back in (books, headphones, microphones, etc.)
- Computers must be logged off.
- Areas must be cleaned.



TURN IN...

- Your “Getting To Know You” sheet.
- Bathroom passes.



WELCOME BACK!

- Sit in your assigned seat from yesterday (check the sheet on the white board). If you do not see your name, come see me.
- **Cell phones MUST be away. We are on red.**
- Answer the following on a sheet of notebook paper in **three complete sentences**:
 1. What makes you happy? Explain.
 2. Write “**yes**” at the top of your paper if you want me to share your answer out loud. Write “**no**” if you do not want me to share your answer out loud.

CLASS SUPPLIES LIST

- 1 ½ inch binder
- At least 5 dividers
- Loose leaf paper
- Pack of highlighters (3 colors)
- Sticky notes

***MUST HAVE BINDER AND
DIVIDERS BY MONDAY!**



WHO ARE YOU?

- Fill out the “Getting to Know You” sheet.
- Answer every question.
- Ask for help if you need it!
- Turn this in when you are finished.



SYLLABUS REVIEW

- What is Read 180?
 - An individualized class for improving reading, writing speaking, and vocabulary skills.
 - A pre-requisite for 9th Grade English
 - You will take a pre-test to determine what best works for your learning needs.

HOW DOES READ 180 WORK?

- Each day, we start with **whole group** for vocabulary practice, writing, videos, and discussions.
- **Independent Reading:** you will be able to choose your own book based on your interests and personal reading level.
- **Student Application** (computers): Your software is personalized for you to best help you improve reading and listening skills.
- **Small Group:** one-on-one help with reading, writing, and speaking skills.

READ 180 DAY AT A GLANCE

- Do now/journaling time
- Discussion
- Mindfulness time
- Independent Reading
- Vocabulary Practice
- Rotations: Small group and computers (then SWAP)
- Last 3 minutes: clean up

GRADING

- **Expectation:** Everything we do in class is graded.
**This includes your participation in whole group and small group.*
- Do-nows will be collected weekly for a grade.
- Reading Logs will be collected on a 3 week basis.
- Vocabulary practice will be collected on a weekly basis.
- Binder checks will occur on a regular basis for a grade.

READ 180 VIDEO

- <https://www.youtube.com/watch?v=U9WlaL93L0M&list=PLlcS-v5MGVIDt9eYwOjD5y0XbstO834Jq&index=4&t=82s>

ABSENT WORK

- If you are absent, it is **YOUR** responsibility to get work when you are absent.
- Check the absent bin.
- If you have questions, **ask two classmates first...**then come ask me.
- If you know you will be absent ahead of time, let me know before.

TEXTBOOKS/WORKBOOKS

- Each of you will be assigned one.
- You **MUST** keep it in class unless you are using it to complete assignments at home.
- **You will not receive another one if you lose it.**
- You will complete assignments **INSIDE** of your textbook.

SYNERGY

- Check your grade on a regular basis (at least once a week).
- Teachers make mistakes! Keep all graded assignments until the end of the semester in case.
- Come see me if you ever have a question about your grade or think something is wrong.

STAYING IN CONTACT WITH MISS MUELLER

- Email me! Or...
- Text me through remind:
 - You may take out your phone for this:
 - Text your block code below to 81010
 - **CODE: @read180fal**
 - OR download REMIND app and enter your block code

STUDENT ACCOUNTABILITY

- If your work does not have your name on it, it will go in the Beyonce folder.
- If you have a zero for an assignment you know that you did, check this first!

STUDENT ACCOUNTABILITY

- Cheating is a **VERY** serious matter.
- If you are caught copying another student's work, you will both be given a **zero** and your parents/guardians will be called.
- If this happens again, you will be given a referral—as per school policy.

TUTORING

- You may come for extra help in the mornings **by appointment** from 7:40-8am and after school 3:30-4PM.
- Text me through remind if you can't find me.
- You may also text me through remind for extra help from home.

WHAT DO SUCCESSFUL STUDENTS IN READ 180 DO?

- Read books *they are interested in* silently everyday during independent reading.
- Remain focused at their software/computer rotation daily.
- Complete vocabulary practice daily and give their all during review days.
- Ask questions when they get stuck.
- Engage in class discussions.
- Work with peers.

BRAIN BREAK! 😊

- We are on green for this, so you can have your phone out.
- We do this occasionally when our brains need a break.
- Brain breaks include:
 - Weird/funny non-school related videos
 - Stretching/yoga
 - Phone/talking break

YOUR MATERIALS ARE DUE MONDAY!

- Especially binder and dividers. We will set this up on Monday in class.
- Come see me if you need help getting any of these items.

PARENT SIGNATURE FORM

- Must be SIGNED by your parent or guardian and turned in by Monday.
- Do this AS SOON as you get home from school today so you do not forget.
- This is a homework assignment!

ACROSTIC POEM

- You will get a blank sheet of paper.
- You will write your name out vertically.
- If your first name is under 5 letters long, you will use your last name.
- Each letter of your name is a line to your poem.
- Your poem is about you! Who are you?
- Then, decorate your poem with at least **THREE SYMBOLS** that represent you. This must be colored and look nice! It is your first project. Show me your **BEST** writing!


ACROSTIC POEM EXAMPLE

My passion for teaching and uplifting the youth is
Unstoppable, much like my creative
Expression. In my opinion,
Love is the greatest force of all.
Likewise, I believe creativity and critical thinking
Empowers everyone in this confusing, chaotic world. So
Remember, that I am always here to help, motivate, and inspire you!

LET'S BRAINSTORM: WHAT COULD WE WRITE OUR POEM ABOUT?

- Here are some ideas:
 - Your hobbies
 - Values that are important to you
 - Your dreams/goals
- What else could we add?





HAPPY MONDAY! 😊

- Check the seating chart on the white board if you are new. If you do not see your name, come see me.
- **Phones away.**
- *Grab the “do now” sheet from the front stool.*
- Answer the following in the “Day I Do Now” box:
 - I. Which words are **proper nouns**, and which words are **common nouns**?:
gas station, david, miss mueller, grocery store, publix,
december, soda

CORRECT ANSWERS:

- The following words are **proper nouns** (capitalized):
 - David
 - Miss Mueller
 - Publix
 - December
- The following words are **common nouns** (not capitalized):
 - gas station
 - grocery store
 - soda

TURN IN...

- Your signed syllabus parent form.
- Sit this out on your desk, and I will come around to collect it.

READING INVENTORY

- Measures your Lexile score (reading level)
- You **MUST** take this seriously, as this determines whether or not you stay in Read 180 or go immediately into 9th Lit.
- The more time you spend on a question, the lower your score—so make sure you focus.
- It **MUST** be silent, and phones need to be away (including headphones).
- **Work on your acrostic poem when you finish, SILENTLY.**
You may listen to music when you work on this.

FINISH ACROSTIC POEM


- Be sure that...
 1. You meet all requirements (check your rubric).
 2. Your poem is colorful and includes a picture to symbolize you.
 3. Full effort is given. *This is your first project grade!*
 4. Turn this in when you are finished.

ACROSTIC POEM

- Whatever you do not finish is homework.
- This is due TOMORROW at the beginning of class.
- Come see me if you need crayons/markers.

BINDER SET UP

- Take out your dividers and label them as the following:
 1. **Reading** (put reading log in this section)
 2. **Vocabulary**
 3. **Notes** (put loose leaf paper in this section)
 4. **Writing** (put loose leaf paper in this section)
 5. **Resources**
- *When you finish this, take a Sharpie/marker and write your name on the spine of the binder.*
- *Keep this in class on your correct block shelf.*



TACO TUESDAY 😊

- Sit in your assigned seats. Check the paper on the front white board if you are new. Come see me if you don't see your name.
- **Cell phones AWAY for now...we are on RED.**
- Complete the do-now on your do now sheet for Day 2 (grab one off the wooden stool if you don't have it):
 1. If you could go any place in the world right now, where would you go? Why? **Answer in THREE complete sentences.**

ANNOUNCEMENTS

- Turn in signed syllabus form.
- Absent yesterday? Get together with someone to see how to set up your binder before you leave today.
- Interested in playing soccer? Scan this QR code from coach Moss:



CLASSROOM JOBS 2ND BLOCK

- Passing out/collecting papers: Bryant
- Computer area organizer: Jaylen
- Pillow/reading nook organizer: Lateisha
- Book shelf organizer: La’Niah

CLASSROOM JOBS 3RD BLOCK

- Passing out/collecting papers: Erik & Christjon
- Computer area organizer: Miguelangel
- Pillow/reading nook organizer: Isha
- Book shelf organizer: Jaylin & Aisha

CLASSROOM JOBS 4TH BLOCK

- Passing out/collecting papers: Omar & T'Moi
- Computer area organizer: Stevenson
- Pillow/reading nook organizer: Sarai
- Book shelf organizer: Julian G. & Emily
- Unplugging lights: Tony
- End of Day Chair stacker: Jose

DAILY ROUTINE: MINDFULNESS...WHAT IS IT?

- **Non-religious practice of relaxing the mind and body to clear one's thoughts, scientifically based.**
- **5 minutes daily at the beginning of class**
- Benefits:
 - Reduces anxiety/depression
 - Increases brain power and focus
 - Increases productivity
 - Increased sense of calmness
 - Reduces impulses to engage in poor behavior
 - Improves academic and athletic performance
 - And much more...research it for yourself!



MINDFULNESS VIDEOS

- How it has benefitted other students:
- <https://www.youtube.com/watch?v=rVnbL5Wm6eY&list=PLlcS-v5MGVIDVYnBjiPpx4wd4JyEEz2-R&index=9>
- Scientific Facts:
- <https://www.youtube.com/watch?v=bn4XhTCiZcY&list=PLlcS-v5MGVIDVYnBjiPpx4wd4JyEEz2-R&index=2>
- Big Sean Teaches us how to meditate:
- <https://www.youtube.com/watch?v=udJAUWntwIY&list=PLlcS-v5MGVIDVYnBjiPpx4wd4JyEEz2-R&index=4>
- J. Cole Discusses Meditation:
- <https://www.youtube.com/watch?v=KA68QrJFt-A&list=PLlcS-v5MGVIDVYnBjiPpx4wd4JyEEz2-R&index=3>



HOW DO I PRACTICE MINDFULNESS?

- Get in a comfortable position: sitting cross-legged on top of desk/on floor, or sitting normally in chair.
- Close your eyes. Try to relax every muscle in your body.
- Try to quiet your thoughts as much as possible. Don't get discouraged if your thoughts keep racing. Just mindfully observe them.
- Focus on your breath, try 7 seconds in—7 seconds out
- Listen to the guided meditation, calming music, or calming sounds.


ONE MAJOR THING...

- Everyone has to do their part to take this seriously. You will really enjoy this part of the day.
- No silly noises, talking, or going on phone during this time.
- Be respectful to this time. Try your best to take it seriously
- Failure to respect this time will result in you being asked to step outside and a phone call home for class disruption.



LETS GET STARTED

- Find your comfy spot: in your chair, on your desk, on the floor, grab a pillow if you want.
- Put your phone away.
- Close your eyes.
- **Today's focus: 7/7 breathing, breathing in positivity, breathing out negativity**
- <https://www.youtube.com/watch?v=xc0bAWe04jI&list=PLIcS-v5MGVIDVYnBJiPpx4wd4JyEEz2-R&index=15>



INDEPENDENT READING: 15 MINUTES

- Read your assigned article.
- Phones away; it must be silent.
- Highlight the most important information, or information that stands out to you.
- Answer the four multiple choice questions at the end.
- Be prepared to discuss.

ACROSTIC POEM

- You will get a blank sheet of paper.
- You will write your name out vertically.
- If your first name is under 5 letters long, you will use your last name.
- Each letter of your name is a line to your poem.
- Your poem is about you! Who are you?
- Then, decorate your poem with at least **THREE SYMBOLS** that represent you. This must be colored and look nice! It is your first project. Show me your **BEST** writing!

ACROSTIC POEM EXAMPLE

My passion for teaching and uplifting the youth is
Unstoppable, much like my creative
Expression. In my opinion,
Love is the greatest force of all.
Likewise, I believe creativity and critical thinking
Empowers everyone in this confusing, chaotic world. So
Remember, that I am always here to help, motivate, and inspire you!

LET'S BRAINSTORM: WHAT COULD WE WRITE OUR POEM ABOUT?

- Here are some ideas:
 - Your hobbies
 - Values that are important to you
 - Your dreams/goals
- What else could we add?




ACROSTIC POEM

- Whatever you do not finish is homework.
- This is due TOMORROW at the beginning of class.
- Come see me if you need crayons/markers.
- **4th Block—your poems will be due Thursday since your block has been shortened this week.**

FINISH ACROSTIC POEM

- Check the rubric on the back of the instructions handout to ensure that all requirements were met.
- Double check spelling and grammar.
- Don't forget to draw your picture/symbol that represents you and your poem.
- Make sure your final draft is organized, colored/decorated, and displays full effort.
- Turn into the bin when you are finished.
- **THIS IS DUE TOMORROW! WHATEVER YOU DO NOT FINISH IS HOMEWORK.**



AS YOU COME IN...

- **Sit in assigned seats; phones **AWAY.****
- Complete the following in your “Day 3 Do Now” box:
 - I. List which words/phrases are **common nouns** or **proper nouns**:

august, summer, harry potter and the sorcerer’s stone, book, season, holiday, memorial day, kerry washington



CORRECT ANSWERS

- **Common Nouns:**

- summer, book, season, holiday

- **Proper Nouns:**

- Harry Potter and the Sorcerer's Stone

- Memorial Day


- Kerry Washington

TURN IN

- **Acrostic poem...it is due today (blocks 2 and 3)!**
- 10% is deducted each day an assignment is late
 - EX) if you turn it in tomorrow, the highest grade you can get is a 90%
 - After 3 days, the highest grade you can get on an assignment is a 70%

MINDFULNESS TIME

- Get comfortable.
- Put your phone away.
- This is a silent activity.
- 5 minutes.



SPEED BOOK DATING

- You will have 10 minutes to browse the classroom library for your independent reading book.
- Think about your interests. If you need help finding a particular type of book, come see me.
- Fill out your book selection chart each time you find a book that looks interesting.
- **Once you have selected your book, come see me for a sticky note book mark:**
 - Write your first and last name
 - Write your block number


INDEPENDENT READING ROUTINE

- 20 minutes long
- Must be SILENT, phones must be AWAY!
- You may sit where you would like, but you cannot be a distraction.
- Read your article today. Highlight or underline the most important information from the article. Then, answer the multiple choice questions.
- Keep it at your desk when finished. Be prepared for a discussion!

NEW VOCABULARY ROTATION

- Rotate around the room (in no particular order)
- Write down the FULL definition for each term
- When you are finished, place this sheet in your “Vocabulary” section





HAPPY FRIDAY EVE! 😊



- **Sit in your assigned seat and put your phone away.**
- **Complete the following in your “Day 4 Do Now” box:**
 - I. Categorize each word/phrase as either a common noun or proper noun:

mountain, the great smoky mountains, chattahoochee
river, lake, city, atlanta, holt road, street, high school

CORRECT ANSWERS

- **Common Nouns:**

- mountain, lake, city, street, high school

- **Proper Nouns:**

- The Great Smoky Mountains

- Chattahoochee River

- Atlanta

- Holt Road or Holt Rd.


MINDFULNESS TIME

- Get comfortable.
- Put your phone away.
- This is a silent activity.
- 5 minutes.



INDEPENDENT READING

- 20 minutes
- Phones away; must be silent
- Fill out reading log when time is up:
 - Date
 - Page numbers read
 - I-sentence summary



QHT: NEW VOCABULARY TERMS

- Write a “Q”, “H”, and “T” at the top of each sticky note.
- Then, *categorize* each of the words by...

Q – Questioning: I have never heard this word before, and I do not know what it means.

H – Heard it: I have heard this word before, and I somewhat know what it means.

T – Teach it: I know this word so well that I could teach it!

COMMON NOUN V. PROPER NOUN REVIEW

- Refer to other PPT.



HAPPY FRIDAY! 😊

- **Sit at your assigned seat and put your phone away.**
- **Complete the following in your “Day 5 Do Now” box:**
- **Answer the following in three complete sentences:**


1. Free write day! Write about anything that is on your mind.

Ideas: What was something good that happened this week? What are you excited about? What are you worried about?

*****Keep in mind: Any mention of harming yourself or others will immediately be reported to the counseling office.***


MINDFULNESS TIME

- Get comfortable.
- Put your phone away.
- This is a silent activity.
- 5 minutes.
- **Visualization:** Your future success.



INDEPENDENT READING

- 20 minutes
- It must be silent; phones must be away!
- Complete your reading log once time is up:
 - Date
 - Page numbers
 - I-sentence summary



FIRST DAY OF ROTATIONS

- **Computer Station:**
 - Mindset Scan (purple button)
 - Start Read 180 Modules OR System 44 Modules (if you have the icon on your screen)
- **Small Group Station:**
 - Vocabulary Practice
 - Darlene's Story reading
 - Story Profile

VOCABULARY PRACTICE: SYNONYMS

- Complete the following in your “Day 5 Vocabulary Practice” box:

1. Write down each of your vocabulary words #1-10.
2. Write a SYNONYM next to each term #1-10.

**You may NOT Google this. The synonyms must be original. You may work with a partner if you'd like.*



VOCABULARY PRACTICE

- Complete the following in your “Day 5” Vocabulary Practice Box:
 1. Write down each term #1-10.
 2. Write an ANTONYM (opposite word) for each term.
 3. You MAY use Google for this.
 4. You may work with a partner if you would like.



WHAT IS YOUR TEXTUAL LINEAGE?



- Think about the earliest books or stories you can remember.
- Yes, spoken stories are part of your textual lineage as well!