

The background features a vertical gradient from light purple at the top to light blue at the bottom. Numerous realistic water droplets of various sizes are scattered across the surface, some with highlights and shadows. A faint, large, circular graphic is centered in the upper half of the image.

9TH LIT WEEK 16

POETRY CONTINUED

AS YOU COME IN...

- *GRAB A NEW DO NOW SHEET FROM THE WOODEN STOOL.*
- ANSWER THE FOLLOWING IN THREE COMPLETE SENTENCES IN YOUR “DAY 1 DO NOW” BOX:
 1. DESCRIBE THE **AUTHOR’S PURPOSE** FOR WRITING THE POEM “EGO TRIPPIN” (WE READ ON FRIDAY).

INDEPENDENT READING

- 15 MINUTES
- DEAD QUIET...PHONES AWAY
- READING LOG:
 - DATE
 - PAGE NUMBERS
 - 1-SENTENCE SUMMARY



READING INVENTORY

- MEASURES YOUR LEXILE GROWTH (READING LEVEL) THIS YEAR.
- LENGTH IS DIFFERENT FOR EVERYONE.
- THE LONGER TIME YOU SPEND ON EACH QUESTION, THE LOWER YOUR READING LEVEL (DO NOT FOOL AROUND, IT WILL AFFECT YOUR SCORE!)
- WHEN YOU FINISH:
 - READ A BOOK
 - GO ON YOUR PHONE
 - PLAY A COMPUTER GAME
 - BOTTOM LINE: **YOU MUST BE QUIET UNTIL EVERY PERSON IS DONE TESTING!**

VOCABULARY PRACTICE: KAHOOT

- TOP 3 GET CANDY
- #1 GETS AN ASSIGNMENT PASS
- NO MORE THAN 3 PEOPLE ON A TEAM
- NOTES AWAY!



VOCABULARY QUIZ

- YOU HAVE 5 MINUTES TO STUDY
- IT MUST BE SILENT DURING THE QUIZ AND AFTER THE QUIZ.
- TRANSITION INTO INDEPENDENT READING WHEN YOU FINISH

INDEPENDENT READING

- 15 MINUTES
- DEAD QUIET...PHONES AWAY
- READING LOG:
 - DATE
 - PAGE NUMBERS
 - 1-SENTENCE SUMMARY



“EGO TRIPPIN” POEM CONTINUED

- WORK WITH A PARTNER OR BY YOURSELF TO ANSWER QUESTIONS #6-9 ON PAGES 315-316
- RIP OUT THESE PAGES AND TURN THEM IN WHEN YOU’RE FINISHED.
- MAKE SURE YOUR NAME IS ON IT!



AS YOU COME IN...

• COMPLETE THE FOLLOWING IN YOUR “DAY 2 DO NOW” BOX:

1. SIMILES COMPARE TWO THINGS USING THE WORDS “LIKE” OR “AS”.
CREATE TWO SIMILES ABOUT YOUR FAVORITE PERSON/ONE OF YOUR FAVORITE PEOPLE (YES, THIS CAN BE A FAMOUS PERSON TOO).

**EXAMPLES:

*I AM **AS** TALL **AS** A TREE.*

*HER EYES WERE GREEN **LIKE** MONEY.*

INDEPENDENT READING

- 15 MINUTES
- DEAD QUIET...PHONES AWAY!
- READING LOG:
 - DATE
 - PAGE NUMBERS
 - 1-SENTENCE SUMMARY



NEW VOCABULARY QHT

- **QUESTIONING**: I'VE NEVER HEARD THIS WORD BEFORE AND I HAVE NO IDEA WHAT IT MEANS.
- **HEARD IT**: I'VE HEARD THIS WORD BEFORE AND I SOMEWHAT KNOW WHAT IT MEANS.
- **TEACH IT**: I KNOW THIS WORD SO WELL THAT I COULD TEACH IT!

“FAST BREAK” P. 307

- FOCUS: UNDERSTANDING HOW AUTHOR’S USE **DICTION** TO CREATE **TONE**, AND THE POWER OF **IMAGERY**.
- **CREATE THE FOLLOWING KEY ON P. 307:**
 - DICTION/TONE (CIRCLE)
 - **IMAGERY**
 - PERSONIFICATION

PERSONIFICATION

- TO GIVE HUMAN-LIKE QUALITIES TO SOMETHING THAT IS NOT HUMAN FOR THE PURPOSE OF EFFECT.
- **EXAMPLES:**
 - *THE WIND WHISPERED MY NAME.*
 - *THE TREE WRAPPED IT'S ARMS AROUND ME.*
 - *MOTHER EARTH PROTECTS US ALL.*



AS YOU COME IN


- **ANSWER THE FOLLOWING IN THREE COMPLETE SENTENCES IN YOUR “DO NOW” BOX:**

1. IF YOU COULD WRITE A LOVE LETTER TO ANYBODY OR ANYTHING, WHO OR WHAT WOULD YOU WRITE IT TO? WHAT WOULD YOU SAY IN THIS LOVE LETTER?

(IDEAS: THIS CAN BE A PERSON--FAMOUS OR NOT, AN OBJECT--GAME CONSOLE, PHONE, BED, ETC., OR FOOD).

INDEPENDENT READING

- 15 MINUTES
- DEAD QUIET...PHONES AWAY!
- READING LOG:
 - DATE
 - PAGE NUMBERS
 - 1-SENTENCE SUMMARY



VOCABULARY PRACTICE

- **COMPLETE THE FOLLOWING IN YOUR “DAY 4 VOCABULARY PRACTICE” BOX:**

1. WRITE EACH OF YOUR NEW VOCABULARY WORDS #1-10
2. WRITE A SYNONYM FOR EACH TERM.

****NO GOOGLE! USE YOUR BRAIN**



WHAT IS AN ODE?

- AUTHOR ADDRESSES A LOVE FOR A PERSON OR THING
- THE TONE IS ALWAYS FORMAL; CAN GET VERY EMOTIONAL
- TRADITIONALLY VERY LONG POEMS; SHOULD RHYME
- BASICALLY...A LOVE LETTER IN THE FORM OF POETRY.

Ode to CAKE

Cake

Oh cake

There's something

We'll

there's something I just can't take...

The way you sit there all... cakey & nice

Behind the counter

at a ~~dangerously~~ affordable price

Oh cake

What am I to do?

I only came in for a sandwich

But now there's **you**

there's you

Oh! You look all **Delicious**

on your little cardboard plate

it **MUST** be fate...

Oops

And now you're gone

& in my tummy

There's something you should know...

Oh...cake.


You had me at hello

Simile

A comparison of two different things using the words, "like" or "as".

Example:

On her first day of school, Jane was as cool as a cucumber.



Metaphor

A comparison of two different things that DOES NOT use the words "like" or "as".

Example:

Noah has a heart of a lion.



“ODE TO MY SOCKS” P.321

• FOCUS:

- ANALYZE THE EFFECT OF **SIMILES** AND **METAPHORS**.
- ANALYZE THE EFFECT OF **FORM**.
- DETERMINE THE **AUTHOR’S PURPOSE**.
- KEEP IN MIND: *YOU WILL BE WRITING YOUR OWN ODE. WHAT IS SOMETHING YOU WOULD LIKE TO WRITE AN ODE ABOUT?*
- **CREATE THE FOLLOWING KEY IN THE “MY NOTES” SECTION:**
 - SIMILE
 - **METAPHOR**

“ODE TO MY SOCKS” GROUP ACTIVITY

- A QUESTION WILL BE PROJECTED ON THE SCREEN. YOU WILL HAVE ONE MINUTE TO DISCUSS IT, THEN ONE MINUTE TO WRITE THE ANSWER ON YOUR GROUP’S DESK.
- I WILL BE COMING AROUND TO CHECK YOUR ANSWERS.
- **THIS IS A GRADED GROUP ACTIVITY! COOPERATION IS REQUIRED.**

QUESTION #1: WHAT IS THE MORAL MESSAGE OR
THEME OF THIS POEM?

QUESTION #2: HOW IS THE POEM'S **TONE**
CONVEYED THROUGH **FIGURATIVE LANGUAGE**
(**METAPHORS AND SIMILES**)?

QUESTION #3: **ALLITERATION** IS THE REPETITION OF THE FIRST LETTER OF EACH WORD.

EX) ALL APPLES ARE AWESOME.

WHAT IS THE EFFECT OF **ALLITERATION** IN THE POEM?

QUESTION #4: WHAT IS AN EXAMPLE OF **IMAGERY**
IN THIS POEM? WHAT EFFECT DOES IT HAVE?

CREATING YOUR OWN ODE

- YOU WILL CREATE YOUR OWN 15-LINE ODE.
- THIS ODE CAN BE TO ANY PERSON, PLACE, THING, OR IDEA YOU LOVE/LIKE A LOT.
- THIS MUST BE SCHOOL APPROPRIATE (NO SEX, DRUGS, OR VIOLENCE!)
- YOU WILL ALSO DRAW A PICTURE TO SYMBOLIZE YOUR TOPIC.
- FIRST DRAFT ON GRAPHIC ORGANIZER, FINAL DRAFT ON PRINTER PAPER.



AS YOU COME IN...


- ANSWER THE FOLLOWING IN THREE COMPLETE SENTENCES:

1. FREE WRITE DAY! WRITE WHATEVER IS ON YOUR MIND.
“DON'T THINK ABOUT WHAT YOU'RE WRITING, WRITE ABOUT WHAT YOU'RE THINKING.”

****ANY MESSAGES OF SELF-HARM OR HARM TO OTHERS WILL IMMEDIATELY BE REPORTED TO COUNSELING OFFICE.**

INDEPENDENT READING

- 15 MINUTES
- DEAD SILENT...PHONES AWAY!
- READING LOG:
 - DATE
 - PAGE NUMBERS
 - 1-SENTENCE SUMMARY



VOCABULARY PRACTICE

- COMPLETE THE FOLLOWING IN YOUR “DAY 5 VOCABULARY PRACTICE” BOX:

1. WRITE DOWN EACH OF YOUR NEW TERMS #1-10
2. WRITE AN **ANTONYM** FOR EACH TERM.

****YOU MAY USE GOOGLE FOR THIS!**

FINISHING YOUR ODE

1. FINISH YOUR FIRST DRAFT ON YOUR GRAPHIC ORGANIZER
2. PROOFREAD YOUR POEM (OR HAVE A PARTNER PROOFREAD IT)
3. COPY DOWN YOUR POEM ONTO A SHEET OF NOTEBOOK PAPER.
NUMBER EACH LINE.
4. CUT OUT YOUR POEM AND GLUE IT ONTO PRINTER PAPER.
5. DECORATE YOUR PRINTER PAPER WITH YOUR TITLE AND DRAW
REQUIRED SYMBOL TO REPRESENT YOUR TOPIC.